Betonschraube / Concrete screw MOD 4310

244310-112

Datenblatt / DATASHEET

Produktabbildung / Product image



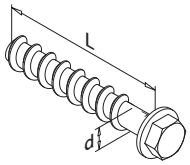

OUTDOOR

Produktbeschreibung / Product description

BSZ+ SU 10, 316; 244310-112
M10 x 120 mm, QS-577, MOD 4310

Produktspezifikation / Product specification

Einschraubtiefe hnom 1 [mm] / Embedment depth hnom 1 [mm]	55
Klemmstärke tfix [mm] / Fixture thickness tfix [mm]	65
Bohrloch Ø x Tiefe [mm] / Drill hole diameter x drill depth [mm]	10x65

Zulässige Zuglast für gerissenen Beton / Approved loads, tension for cracked concrete

C20/25 zul. N [kN] / C20/25 appr. N [kN]	2,9
C25/30 zul. N [kN] / C25/30 appr. N [kN]	3,2
C30/37 zul. N [kN] / C30/37 appr. N [kN]	3,5
C40/50 zul. N [kN] / C40/50 appr. N [kN]	4,0
C50/60 zul. N [kN] / C50/60 appr. N [kN]	4,5
Zulässige Querlast C20/25 zul. V [kN] / Approved loads, shear C20/25 appr. V [kN]	10,4
> C25/30 zul. V [kN] / > C25/30 appr. V [kN]	11,6
Zulässiges Biegemoment zul. M [Nm] / Approved bending moments appr. M [kN]	32

Achs- und Randabstände / Spacing and edge distance

Verankerungstiefe hef [mm] / Effective anchorage depth hef [mm]	40
Charakteristischer Achsabstand scr, N [mm] / Characteristic spacing scr, N [mm]	120
Charakteristischer Randabstand ccr, N [mm] / Characteristic edge distance ccr, N [mm]	60
Mindestbauteildicke hmin [mm] / Minimum thickness of concrete slab hmin [mm]	100
Minimaler Achsabstand smin [mm] / Minimum spacing smin [mm]	40
Minimaler Randabstand cmin [mm] / Minimum edge distance cmin [mm]	40

Montagedaten / Installation parameters

Bohrlochdurchmesser do [mm] / Drill hole diameter do [mm]	10
Durchgangsloch im Anbauteil df < [mm] / Diameter of clearance hole in the fixture df < [mm]	14
Bohrlochtiefe ho ≥ [mm] / Depth of drill hole ho ≥ [mm]	65
Tangential-Schlagschrauber Timp,max / Tangential impact screwdriver Timp,max	450

©2023 - Q-railing Europe GmbH & Co. KG - All rights reserved

Betonschraube / Concrete screw MOD 4310

244310-112

Einschraubtiefe hnom 2 [mm] / Embedment depth hnom 2 [mm]	75
Klemmstärke tfix [mm] / Fixture thickness tfix [mm]	45
Bohrloch Ø x Tiefe [mm] / Drill hole diameter x drill depth [mm]	10x85

Zulässige Zuglast für gerissenen Beton / Approved loads, tension for cracked concrete

C20/25 zul. N [kN] / C20/25 appr. N [kN]	6,2
C25/30 zul. N [kN] / C25/30 appr. N [kN]	6,8
C30/37 zul. N [kN] / C30/37 appr. N [kN]	7,3
C40/50 zul. N [kN] / C40/50 appr. N [kN]	8,1
C50/60 zul. N [kN] / C50/60 appr. N [kN]	8,6
Zulässige Querlast C20/25 zul. V [kN] / Approved loads, shear C20/25 appr. V [kN]	17,6
> C25/30 zul. V [kN] / > C25/30 appr. V [kN]	19,4
Zulässiges Biegemoment zul. M [Nm] / Approved bending moments appr. M [kN]	32

Achs- und Randabstände / Spacing and edge distance

Verankerungstiefe hef [mm] / Effective anchorage depth hef [mm]	57
Charakteristischer Achsabstand scr, N [mm] / Characteristic spacing scr, N [mm]	171
Charakteristischer Randabstand ccr, N [mm] / Characteristic edge distance ccr, N [mm]	85,5
Mindestbauteildicke hmin [mm] / Minimum thickness of concrete slab hmin [mm]	130
Minimaler Achsabstand smin [mm] / Minimum spacing smin [mm]	40
Minimaler Randabstand cmin [mm] / Minimum edge distance cmin [mm]	40

Montagedaten / Installation parameters

Bohrlochdurchmesser do [mm] / Drill hole diameter do [mm]	10
Durchgangsloch im Anbauteil df < [mm] / Diameter of clearance hole in the fixture df < [mm]	14
Bohrlochtiefe ho ≥ [mm] / Depth of drill hole ho ≥ [mm]	85
Tangential-Schlagschrauber Timp,max / Tangential impact screwdriver Timp,max	450

Einschraubtiefe hnom 3 [mm] / Embedment depth hnom 3 [mm]	85
Klemmstärke tfix [mm] / Fixture thickness tfix [mm]	35
Bohrloch Ø x Tiefe [mm] / Drill hole diameter x drill depth [mm]	10x95

Zulässige Zuglast für gerissenen Beton / Approved loads, tension for cracked concrete

C20/25 zul. N [kN] / C20/25 appr. N [kN]	8,1
C25/30 zul. N [kN] / C25/30 appr. N [kN]	8,8
C30/37 zul. N [kN] / C30/37 appr. N [kN]	9,5
C40/50 zul. N [kN] / C40/50 appr. N [kN]	10,6
C50/60 zul. N [kN] / C50/60 appr. N [kN]	11,6
Zulässige Querlast C20/25 zul. V [kN] / Approved loads, shear C20/25 appr. V [kN]	19,4
> C25/30 zul. V [kN] / > C25/30 appr. V [kN]	19,4
Zulässiges Biegemoment zul. M [Nm] / Approved bending moments appr. M [kN]	32

Betonschraube / Concrete screw MOD 4310

244310-112

Achs- und Randabstände / Spacing and edge distance

Verankerungstiefe hef [mm] / Effective anchorage depth hef [mm]	65
Charakteristischer Achsabstand scr, N [mm] / Characteristic spacing scr, N [mm]	195
Charakteristischer Randabstand ccr, N [mm] / Characteristic edge distance ccr, N [mm]	97,5
Mindestbauteildicke hmin [mm] / Minimum thickness of concrete slab hmin [mm]	130
Minimaler Achsabstand smin [mm] / Minimum spacing smin [mm]	40
Minimaler Randabstand cmin [mm] / Minimum edge distance cmin [mm]	40

Montagedaten / Installation parameters

Bohrlochdurchmesser do [mm] / Drill hole diameter do [mm]	10
Durchgangsloch im Anbauteil df < [mm] / Diameter of clearance hole in the fixture df < [mm]	14
Bohrlochtiefe ho ≥ [mm] / Depth of drill hole ho ≥ [mm]	95
Tangential-Schlagschrauber Timp,max / Tangential impact screwdriver Timp,max	450
Länge L [mm] / Anchor Length L [mm]	120
Angepresste Scheibe Ø [mm] / Pressed disc Ø [mm]	20
Antrieb / Drive	SW 15

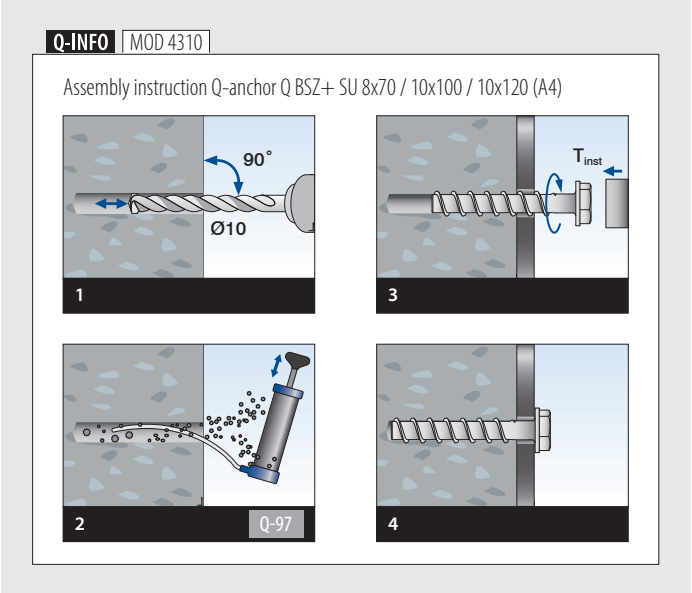

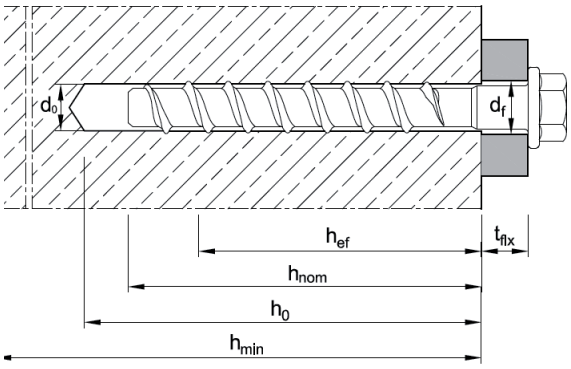

Q-railing Central Europe GmbH
Marie-Curie-Strasse 8-14
46446 Emmerich am Rhein
Germany

T. +49 2822 915 69 0
F. +49 2822 915 69 70
sales.de@q-railing.com

Die Angaben in diesem Datenblatt entsprechen dem Stand des Herstellers zum Zeitpunkt der Drucklegung. Die Informationen sollen Ihnen Hinweise für sicheren Umgang mit dem in diesem Datenblatt genannten Produkt bei Lagerung und Verarbeitung geben. Die Angaben sind nicht auf andere Produkte übertragbar.

The information in this data sheet corresponds to that of the manufacturer at the time of printing. The information is intended to give you tips for the safe handling of the product named in this data sheet for storage and processing. The information cannot be transferred to other products.

Druckdatum/Printdate: 11/2023